


GURUKUL EDUCATION SOCIETY
Income and Expenditure Account
For the Financial Year 2019-20


Particulars	Amount	Amount Rs	Particulars	Amount	Amount Rs
Salary & Wages		783,736.00	Fees Received		1,900,000.00
Annual Day Expenses		15,325.00	Fees	1,928,000.00	
Bank Charges		834.46	Less:- Refund	28,000.00	
Cleaning Expenses		75,000.00	Interest Received		12,038.00
Cultural Activities		15,350.00			
Depreciation		32,655.00			
Educational Expenses		136,015.00			
Electricity Charges		15,170.00			
Office Expenses		56,805.00			
Printing & Stationary		226,060.00			
Professional Fees		24,000.00			
Repairs & Maintenance Expenses		49,070.00			
Security Charges		84,000.00			
Sports Expenses		24,150.00			
Staff welfare Exp		2,350.00			
Telephone Expenses		1,447.00			
Travelling & Conveyance		11,350.00			
Surplus		358,720.54			
Total		1,912,038.00	Total		1,912,038.00



GURUKUL EDUCATION SOCIETY
Balance Sheet


As on 31-March-2020

Liabilities	Amount Rs	Amount Rs	Assets	Amount Rs	Amount Rs
Reserve & Surplus		844,737.46	Fixed Assets		193,895.00
Opening Reserve	486,016.92		Furnituree	26,550.00	
Add:- During the year	358,720.54		Less:- Depreciation 10%	-2,655.00	
			Office Equipments	200,000.00	
			Less:- Depreciation 15%	-30,000.00	
Salary Payable		64,500.00	Deposits for Rent		25,000.00
			Cash & Bank Balance		690,342.46
Total		909,237.46	Total		909,237.46



GURUKUL EDUCATION SOCIETY
Income and Expenditure Account
For the Financial Year 2020-21

Particulars	Amount	Amount Rs	Particulars	Amount	Amount Rs
Salary & Wages		450,431.00	Fees Received	166,000.00	166,000.00
Bank Charges		153.40	Fees		
Cleaning Expenses		24,000.00	Less:- Refund		
Depreciation		27,890.00			
Office Expenses		1,575.00	Interest Received		6,040.00
Printing & Stationary		15,206.00			
Professional Fees		5,000.00			
Repairs & Maintenance Expenses		468.00			
Security Charges		42,000.00	Deficits		394,683.40
Total		566,723.40	Total		566,723.40



GURUKUL EDUCATION SOCIETY

Balance Sheet

As on 31-March-2021

Liabilities	Amount Rs	Amount Rs	Assets	Amount Rs	Amount Rs
Reserve & Surplus		450,054.06	Fixed Assets		166,005.00
Opening Reserve	844,737.46		Furniture	23,895.00	
Add:- During the year	-394,683.40		Less:- Depreciation 10%	-2,390.00	
			Office Equipments	170,000.00	
			Less:- Depreciation 15%	-25,500.00	
			Deposits for Rent		25,000.00
			Cash & Bank Balance		259,049.05
Total		450,054.06	Total		450,054.06

