


PICT MODEL SCHOOL
AUDITED BALANCE SHEET AS AT 31 ST MARCH 2023

LIABILITIES	SCH.	Rupees 2022-23	ASSETS	SCH.	Rupees 2022-23
CURRENT LIABILITIES AND PROVISIONS	1		FIXED ASSETS	2	
Payable to Creditors		13,30,16,478.00	Gross Block		6,18,16,900.39
Deposits & Funds		22,49,580.00	Less : Depreciation		3,51,19,825.10
Duties & Taxes		7,200.00	Capital WIP		-
Provisions		63,91,862.00			2,66,97,075.29
INCOME & EXPENDITURE ACCOUNT			CURRENT ASSETS, LOANS AND ADVANCES	3	
Balance as per Last Balance Sheet		-56,00,089.35	Income receivable		44,38,876.00
Add (Less) : Surplus (Deficit) as per Income and Expenditure Account		1,23,92,405.07	Cash and Bank Balances		54,66,342.28
			Other Current Assets		99,15,104.00
			Loans and Advances		4,37,000.00
Closing Balance		67,92,315.72	INTER-BRANCH BALANCES		
			SCTR		60,57,038.15
			College		9,54,46,000.00
Total		14,84,57,435.72	Total		14,84,57,435.72
					0.00

The above Balance Sheet to the best of our knowledge and belief contains a true account of the funds & liabilities and of the property and assets of the trust.

For PICT Model School


R. S. Kothavale
Trustee




S. M. Sirsikar
Trustee


Date **29 AUG 2023**
Place: Pune

Date **29 AUG 2023**
Place: Pune

As per our report on even date

For HMA & Associates
Chartered Accountants
FRN - 100537W




CA Gauri Nigudkar
Partner
M. No. 154726

Date **29 AUG 2023**
Place: Pune


PICT MODEL SCHOOL
INCOME AND EXPENDITURE ACCOUNT FOR THE YEAR ENDED 31 ST MARCH 2023

EXPENDITURE	SCH.	Rupees 2022-23	INCOME	SCH.	Rupees 2022-23
Salaries & Benefits to employees	5	6,08,34,991.00	School Fees	4	
Administrative & General Expenses	6	6,66,29,247.00	- Tuition Fees		12,44,77,903.00
Travelling & Conveyance	7	3,70,969.00	- Other Fees		4,27,55,803.00
Expenses Related to Property		-	Other Income		
Depreciation		39,16,617.00	- Other Income		5,96,649.42
Financial Charges		43,521.35	Interest Income		
Infrastructure Charges to SCTR		2,50,00,000.00	- On Bank Fixed Deposits		13,54,366.00
			- On Saving Accounts		3,029.00
Sub Total		15,67,95,345.35	Sub Total		16,91,87,750.42
Gross Surplus (Deficit)		1,23,92,405.07			
Surplus (Deficit) Carried Over to Balance Sheet		1,23,92,405.07			
Total		16,91,87,750.42	Total		16,91,87,750.42

For PICT Model School



R. S. Kothavale
Trustee



Date : 29 AUG 2023
Place: Pune




S. M. Sirsikar
Trustee

Date : 29 AUG 2023
Place: Pune




As per our report attached
For HMA & Associates
Chartered Accountants
FRN - 100537W


CA Gauri Nigudkar
Partner
M. No. 154726

Date : 29 AUG 2023
Place: Pune

**PICT MODEL SCHOOL
SCHEDULES FOR THE YEAR ENDED 31ST MARCH 2023**

<u>SCHEDULE - 1</u>		31st Mar. 2023
<u>CURRENT LIABILITIES & PROVISIONS</u>		Amount Rs.
A) CURRENT LIABILITIES		
1 Payable to Creditors & Advances		
	Other Creditors	4,93,112.00
	Advance received from students	13,25,23,366.00
		13,30,16,478.00
2 Deposits & Funds		
	Caution Deposits	22,49,580.00
		22,49,580.00
3 Duties & Taxes		
	Provident Fund Contribution	7,200.00
		7,200.00
	Sub-Total (A)	13,52,73,258.00
B) PROVISIONS		
	Provision for Expenses	1,24,658.00
	Provision for Gratuity	47,11,847.00
	Provision for Salaries	15,55,357.00
	Sub-Total (B)	63,91,862.00
		14,16,65,120.00




[Handwritten Signature]


[Handwritten Signature]

PICT MODEL SCHOOL
SCHEDULES FOR THE YEAR ENDED 31ST MARCH 2023

SCHEDULE - 2 FIXED ASSETS											
Particulars	Gross Block at cost				Rate of Depreciation	Depreciation			NET BLOCK		
	As on 01-04-2022	Additions	Deductions	Total as on 31-03-2023		Upto 01-04-2022	For the year	Adjustments	Total upto 31-03-2023	AS ON 31-03-2022	AS ON 31-03-2023
Books											
Library Books	33,47,791.00	6,22,346.39	-	39,70,137.39	40%	26,51,332.70	4,57,709.00	-	31,09,041.70	6,96,458.30	8,61,095.69
Building											
Elevator	9,14,814.00	-	-	9,14,814.00	10%	4,14,659.30	50,015.00	-	4,64,674.30	5,00,154.70	4,50,139.70
Water Pump	4,34,037.00	-	-	4,34,037.00	10%	3,32,170.38	10,187.00	-	3,42,357.38	1,01,866.63	91,679.63
Equipments											
Common Equipments -											
Air Cooling System	27,90,948.00	-	-	27,90,948.00	15%	16,48,872.00	1,71,311.00	-	18,20,183.00	11,42,076.00	9,70,765.00
CC.T.V.	16,05,790.00	1,69,870.00	-	17,75,660.00	15%	8,12,561.81	1,28,999.00	-	9,41,560.81	7,93,228.19	8,34,099.19
Electrical Equipment	10,86,964.00	9,07,340.00	-	19,94,304.00	15%	4,41,415.15	96,832.00	-	5,38,247.15	6,45,548.85	14,56,056.85
Equipment - Medical	27,585.00	-	-	27,585.00	15%	17,812.80	1,466.00	-	19,278.80	9,772.20	8,306.20
Equipment - Projector	12,23,814.00	-	-	12,23,814.00	15%	6,00,050.80	93,564.00	-	6,93,614.80	6,23,763.20	5,30,199.20
Equipment - Waste Water Purifier	28,50,001.00	-	-	28,50,001.00	15%	24,09,867.95	66,020.00	-	24,75,887.95	4,40,133.05	3,74,113.05
Fire Fighting System	21,01,509.00	-	-	21,01,509.00	15%	13,44,227.35	1,13,592.00	-	14,57,819.35	7,57,281.65	6,43,689.65
GPRS Device and Related Equipment	4,21,435.00	-	-	4,21,435.00	15%	2,67,312.15	23,118.00	-	2,90,430.15	1,54,122.85	1,31,004.85
P. A. System	10,54,897.00	79,709.00	-	11,34,606.00	15%	3,87,577.21	1,09,065.00	-	4,96,642.21	6,67,319.79	6,37,963.79
Speaker	21,000.00	-	-	21,000.00	15%	15,068.00	890.00	-	15,958.00	5,932.00	5,042.00
U.P.S	6,20,226.00	-	-	6,20,226.00	15%	3,52,428.45	40,170.00	-	3,92,598.45	2,67,797.55	2,27,627.55
Water Softner	4,08,905.00	-	-	4,08,905.00	15%	2,98,148.45	16,613.00	-	3,14,761.45	1,10,756.55	94,143.55
Lab Equipment	-	1,23,631.00	-	1,23,631.00	15%	-	13,908.00	-	13,908.00	-	1,09,723.00
Office Equipments-											
Air Conditioners (AC)	1,69,193.00	-	-	1,69,193.00	15%	68,750.95	15,066.00	-	83,816.95	1,00,442.05	85,376.05
Equipment - Telephone	18,115.00	-	-	18,115.00	15%	16,066.25	307.00	-	16,373.25	2,048.75	1,741.75
Fridge	1,83,150.00	-	-	1,83,150.00	15%	1,37,240.40	6,886.00	-	1,44,126.40	45,909.60	39,023.60
Gyser	7,800.00	-	-	7,800.00	15%	5,021.60	417.00	-	5,438.60	2,778.40	2,361.40
Locker	68,009.00	-	-	68,009.00	15%	52,138.45	2,381.00	-	54,519.45	15,870.55	13,489.55
Office Equipment	6,65,268.00	-	-	6,65,268.00	15%	4,87,042.95	26,734.00	-	5,13,776.95	1,78,225.05	1,51,491.05
Printers	42,750.00	-	-	42,750.00	15%	16,110.13	3,996.00	-	20,106.13	26,639.88	22,643.88
Tea - Coffee Vending Machine	15,604.00	-	-	15,604.00	15%	13,303.75	345.00	-	13,648.75	2,300.25	1,955.25
Water Purifier	1,25,080.00	-	-	1,25,080.00	15%	84,367.80	6,107.00	-	90,474.80	40,712.20	34,605.20
Xerox Machine	45,365.00	-	-	45,365.00	15%	39,344.60	903.00	-	40,247.60	6,020.40	5,117.40
Led Sign Board	5,181.00	-	-	5,181.00	15%	1,952.39	484.00	-	2,436.39	3,228.61	2,744.61
HD Screen	6,000.00	-	-	6,000.00	15%	964.00	755.00	-	1,719.00	5,036.00	4,281.00
Solar Power Grid System(Solar System)	24,37,596.00	6,96,456.00	-	31,34,052.00	15%	-	4,52,696.00	-	4,52,696.00	24,37,596.00	26,81,356.00
Sports & Musical Equipment-											
Educational Toys	44,963.00	-	-	44,963.00	15%	28,005.80	2,544.00	-	30,549.80	16,957.20	14,413.20
Equipment - Musical Instruments	94,989.00	-	-	94,989.00	15%	59,897.19	5,264.00	-	65,161.19	35,091.81	29,827.81
Play Ground Equipments	13,62,436.00	-	-	13,62,436.00	15%	10,98,540.13	39,584.00	-	11,38,124.13	2,63,895.88	2,24,311.88
Swimming Pool Equipment	13,245.00	-	-	13,245.00	15%	6,195.85	1,057.00	-	7,252.85	7,049.15	5,992.15
Table Tennis Table	1,50,528.00	-	-	1,50,528.00	15%	96,911.90	8,042.00	-	1,04,953.90	53,616.10	45,574.10
Roller Machine A/c	28,000.00	-	-	28,000.00	15%	6,580.00	3,213.00	-	9,793.00	21,420.00	18,207.00
Sport Material-Asset	-	7,75,797.00	-	7,75,797.00	15%	-	96,974.00	-	96,974.00	-	6,78,823.00




Handwritten signature in blue ink.



PICT MODEL SCHOOL
SCHEDULES FOR THE YEAR ENDED 31ST MARCH 2023

Particulars	Gross Block at cost				Rate of Depreciation	Depreciation			NET BLOCK		
	As on 01-04-2022	Additions	Deductions	Total as on 31-03-2023		Upto 01-04-2022	For the year	Adjustments	Total upto 31-03-2023	AS ON 31-03-2022	AS ON 31-03-2023
Kitchen Equipment											
Dishwasher	4,22,248.00		-	4,22,248.00	15%	2,70,178.85	22,810.00	-	2,92,988.85	1,52,069.15	1,29,259.15
Kitchen Equipment	36,91,607.00	78,778.00	-	37,70,385.00	15%	25,68,736.88	1,77,334.00	-	27,46,070.88	11,22,870.13	10,24,314.13
Water Cooler	7,06,923.00		-	7,06,923.00	15%	4,65,335.11	36,238.00	-	5,01,573.11	2,41,587.89	2,05,349.89
Furniture											
Furniture & Fixtures	2,31,08,578.00	27,28,362.00	-	2,58,36,940.00	10%	1,08,26,774.94	14,58,237.00	-	1,22,85,011.94	1,22,81,803.06	1,35,51,928.06
Semi Floor Bed	31,050.00		-	31,050.00	10%	20,969.70	1,008.00	-	21,977.70	10,080.30	9,072.30
Computer & Software											
Laptop & Computers	16,61,500.00	1,38,000.00	-	17,99,500.00	40%	16,37,268.80	41,892.00	-	16,79,160.80	24,231.20	1,20,339.20
Network Systems	7,31,277.00		-	7,31,277.00	40%	6,76,246.00	22,012.00	-	6,98,258.00	55,031.00	33,019.00
Software	7,50,440.00		-	7,50,440.00	40%	5,25,759.20	89,872.00	-	6,15,631.20	2,24,680.80	1,34,808.80
TOTAL	5,54,96,611.00	63,20,289.39	-	6,18,16,900.39		3,12,03,208.10	39,16,617.00	-	3,51,19,825.10	2,42,93,402.90	2,66,97,075.29
Previous Year	5,11,29,081.00	43,67,530.00	-	5,54,96,611.00		2,81,42,883.10	30,60,325.00	-	3,12,03,208.10	2,29,86,197.90	2,42,93,402.90




Handwritten signature in blue ink



PICT MODEL SCHOOL
SCHEDULES FOR THE YEAR ENDED 31ST MARCH 2023


<u>SCHEDULE - 3</u>		31st Mar. 2023
<u>CURRENT ASSETS, LOANS & ADVANCES</u>		Amount Rs.
A] CURRENT ASSETS		
1 Income Receivable		
Receivables for RTE Students		43,97,828.00
Receivables for PTA Subscription		240.00
Receivables for Tuition Fees		40,808.00
		44,38,876.00
2 Cash & Bank Balances		
a) With Scheduled Banks		
i) In Current Accounts (Including cheques in hand)		
Bank of Maharashtra		9,81,797.80
Janata Sahakari Bank		1,36,057.62
ii) In CC Account		
Janata Sahakari Bank		29,895.86
HDFC Bank		281.00
ii) In Fixed Deposit Accounts		
Bank of Maharashtra		5,02,781.00
Janata Sahakari Bank		5,23,529.00
Janata Sahakari Bank - Sweep Account		32,92,000.00
		54,66,342.28
3 Other Current Assets		
Receivables from Income Tax		-
Prepaid Expenses		2,07,670.00
Other Receivables		3,50,535.00
Society for education and training research		93,56,899.00
		99,15,104.00
	Sub-Total (A)	1,98,20,322.28
B] LOANS & ADVANCES		31st Mar. 2023
		Amount Rs.
Unsecured, considered good, recoverable in cash or in kind for value to be received		
1 Deposits		
Security Deposits		4,37,000.00
		4,37,000.00
	Sub-Total (B)	4,37,000.00
		2,02,57,322.28
<u>SCHEDULE - 4</u>		31st Mar. 2023
<u>SCHOOL FEES</u>		Amount Rs.
A] Academic Fees		
1 School Fees		12,44,77,903.00
		12,44,77,903.00



(Handwritten signature)

PICT MODEL SCHOOL
SCHEDULES FOR THE YEAR ENDED 31ST MARCH 2023

<u>SCHEDULE - 5</u>		31st Mar. 2023
<u>SALARIES & BENEFITS TO EMPLOYEES</u>		Amount Rs.
1	Salaries to Teaching/ Non Teaching Staff	5,64,39,499.00
2	Gratuity Expenses	15,23,466.00
3	Employer's Contribution to Provident Funds	28,14,074.00
4	Staff Welfare Expenses	57,952.00
		6,08,34,991.00
<u>SCHEDULE - 6</u>		31st Mar. 2023
<u>ADMINISTRATIVE & GENERAL EXPENSES</u>		Amount Rs.
1	Administrative Expenses	6,92,326.00
2	Advertisement Expenses	6,53,605.00
3	AMC Expenses	1,53,561.00
3	Communication Expenses	5,80,735.00
4	Electricity Charges	27,33,952.00
5	Office Expenses	1,51,328.00
6	Legal & Professional Expenses	1,16,073.00
7	Printing & Stationary	10,48,474.00
8	Rent	5,37,400.00
9	Repairs & Maintenance	23,11,072.00
10	Security & Housekeeping Charges	1,93,72,419.00
11	Sports Expenses	89,443.00
12	Insurance Charges	1,80,271.00
13	Expenses for Students	3,80,08,588.00
		6,66,29,247.00
<u>SCHEDULE - 7</u>		31st Mar. 2023
<u>TRAVELLING & CONVEYANCE</u>		Amount Rs.
1	Diesel Expenses	61,663.00
2	Local Conveyance	3,09,306.00
		3,70,969.00



(Handwritten signatures)